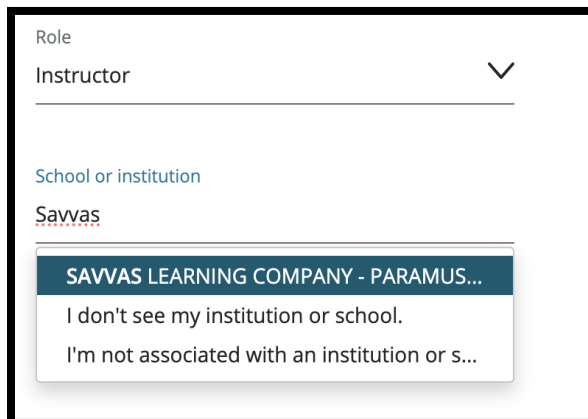


Teacher Registration for Pearson's MyLab/Mastering Platform

Step 1: Go to MLM.Pearson.com and click **Register as an Educator**

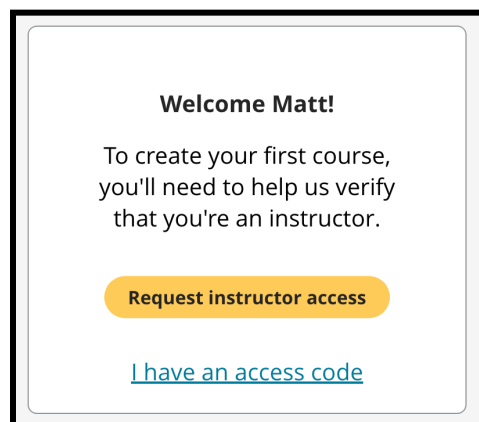
Step 2: Click **I need to create or copy courses**

Step 3: Fill in your information to Create an Account. Be sure to select the Instructor Role and Choose **your** District or School. If your school/district is not listed please select **I don't see my institution or school.**




Step 4 (Optional): Add your mobile phone number to request password resets.

Step 5: Teacher Verification: You can either request Instructor Access through Pearson's auto-verification process or enter a Teacher Access code if you were provided one by your Savvas Account Manager.



Step 6: Click on the Create/copy course button and search by the lead author of your textbook. Be sure to choose the, "**Advanced Placement**" or "**High School Users**" in the title if available.



Step 7 (REQUIRED): Enjoy your MyLab/Mastering product!

Savvas Learning Company is the official distributor for Pearson in offering effective, hands-on content in AP, Honors, and Electives programs to K-12 schools and districts.